

Contents



Grammar



Vocabulary



Sentence Pattern

Unit 1 What a Great Gift!

P.7

Text Type	Thank-you note (感謝便條)
Reading Skill	Finding out the right sentences
Writing Skills	'It is' / 'They are' Adjectives to describe things (a) 'Thank you for + the (gift).' '<br/ (b) 'I like the (gift) + because...'

Unit 2 Welcome to My Party!

P.21

Text Type	Invitation card (邀請卡)
Reading Skill	Understanding text type features
Writing Skills	Words for food, things and games at a party (a) 'You're invited to + (an activity)!' (b) 'Come and join us for...' (c) 'See you at the + (activity)!'

Unit 3 Wear the Right Clothes

P.35

Text Type	Caption (圖片說明)
Reading Skill	Making references
Writing Skills	Subject pronouns & possessive adjectives Clothing items (a) 'Look at + this / these + (thing(s)).' (b) 'It / They can + (do something).' ' </td




Unit 4 I Love Animals!

P.49

Text Type	Diary entry (日記)
Reading Skill	Locating specific information
Writing Skills	(a) Adjectives describing animals (b) Numbers from 1-20 'I can see + (number) + (animal(s)).' Present continuous tense




Unit 5 What's in My Bag?

P.63

Text Type	Story (故事)
Reading Skill	Understanding the functions of punctuation
Writing Skills	 (a) Saying verbs (b) Plural nouns  'Do you have any + (things)?'  'has' / 'have'



Unit 6 I Miss You a Lot!

P.77

Text Type	Letter (書信)
Reading Skill	Understanding one's feelings and attitude
Writing Skills	 Prepositions of time: at, in & on  '(A person / People) + (does / do something) + to + (verb)...'  Musical instruments & ball games



Unit 7 Going Out for Fun

P.91

Text Type	Picture composition (看圖作文)
Reading Skill	Understanding visual clues
Writing Skills	 (a) 'There is' / 'There are' (b) Prepositions of position: in, on, near, under & behind  (a) Ordinal numbers (b) Adjectives describing feelings

Unit 8 Be Good When You Play!

P.105


Text Type	Poster (海報)
Reading Skill	Making use of personal experiences and knowledge
Writing Skills	 (a) Imperatives (b) 'must' / 'mustn't'  (a) Children's facilities (b) Prepositions after verbs


Unit 9 My Family and Friends


P.119

Text Type Descriptive writing (描寫文)

Reading Skill Identifying the main idea

Writing Skills  Simple present tense

 'like(s) / do(es) not like + (verb + '-ing')...'

 Adjectives describing what people look like and their features


Unit 10 My Favourite Season


P.133

Text Type Poem (詩)

Reading Skill Understanding the use of rhymes and onomatopoeia

Writing Skills  Connective: because

 'Let's + (do something).'

 (a) Words for seasons and weather

(b) Onomatopoeic words related to nature

Appendix

P.147

Reading Skill Revision

P.147

Sentence Pattern Revision

P.148

Answer Key

P.150

Contents



Grammar



Vocabulary



Sentence Pattern



Literary Device

Unit 1 Yummy Food

P.7

Text Type	Descriptive writing (描寫文)
Reading Skill	Analysing and integrating points
Writing Skills	Simple present tense Adjectives describing the tastes and textures of food (a) 'My favourite restaurant is + (the name of a restaurant).'
	(b) 'The restaurant serves different kinds of + (food).'

Unit 2 Let's Go on a Trip!

P.21

Text Type	Postcard (明信片)
Reading Skill	Making use of personal experiences and knowledge
Writing Skills	Present continuous tense (a) Adjectives describing places (b) Adjectives describing the weather in different seasons (a) '(A place) + is famous for its + (noun).'
	(b) '(A place) + is famous for + (verb + 'ing')...'

Unit 3 Shopping Fun

P.35

Text Type	Diary entry (日記)
Reading Skill	Locating specific information
Writing Skills	Simple past tense (a) Words about shopping (b) Adjectives describing the prices of products



Unit 4 I Want to...

P.49

Text Type	Letter (書信)
Reading Skill	Understanding one's feelings and attitude
Writing Skills	(a) Simple future tense (b) Adverb phrases (a) Prepositions after verbs (b) Adjectives describing characters




Unit 5 My Best Buddies

P.63

Text Type	Thank-you letter (感謝信)
Reading Skill	Working out the meaning of unfamiliar words
Writing Skills	 Adjectives describing positive character traits  (a) 'Thank you for your...' (b) 'I am glad that you...' (c) 'With your help, + I can (do something).'




Unit 6 What an Unforgettable Experience!

P.77

Text Type	Picture composition (看圖作文)
Reading Skill	Understanding visual clues
Writing Skills	 (a) 'such as...and...' (b) Connectives: but / so  Adverbs of sequence  '(A person) + (did something) + with (a person / people).'




Unit 7 The Good Old Days

P.91

Text Type	Book report (閱讀報告)
Reading Skill	Analysing and integrating points
Writing Skills	 Simple present tense & simple past tense  Adjectives describing books  (a) 'I understand that + (something) is / are...' (b) 'The book teaches us to + (do something).'



Unit 8 Awesome Places

P.105

Text Type	Presentation script (演講稿)
Reading Skill	Identifying facts and opinions
Writing Skills	 (a) 'Both the (thing / place / person) + and the (thing / place / person) + are / have...' (b) '(A person / People) + doesn't / don't like + (thing(s)) or (other thing(s)).'  Adverbs: too / either  Adjectives describing rooms and houses




Unit 9 Wow! I'm a Big Kid Now!

P.119

Text Type	Blog entry (網誌)
Reading Skill	Understanding one's feelings and attitude
Writing Skills	 Comparative adjectives & superlative adjectives  Adjectives describing people's heights, weights and body shapes




Unit 10 Let's Eat Healthy Food!

P.133

Text Type	Magazine article (雜誌文章)
Reading Skill	Identifying the main idea
Writing Skills	 (a) Food groups (b) Adjectives describing healthy and unhealthy food  Quantifiers: too much / too many  'ought to / ought not to + (do something)'

Unit 11 Fairy Tales with a Twist

P.147

Text Type	Picture composition (看圖作文)
Reading Skill	Predicting the likely development of the topic
Writing Skills	 Onomatopoeia  Hyperbole  Oxymoron

Appendix

P.161

Reading Skill Revision	P.161
Sentence Pattern Revision	P.162
Vocabulary Revision	P.164

Answer Key

P.165

Contents



Grammar



Vocabulary



Sentence Pattern



Literary Device

Unit 1 Good Behaviour

P.7

Text Type	Exposition (說明文)
Reading Skill	Identifying the main idea
Writing Skills	Adjectives & adverbs Prepositions after verbs 'should / should not + (do something)'

Unit 2 Learn from Mistakes!

P.21

Text Type	Picture composition (看圖作文)
Reading Skill	Understanding visual clues
Writing Skills	(a) Relative pronouns: who / which (b) Prepositions: with / in Phrasal verbs

Unit 3 Famous People of the 21st Century

P.35

Text Type	Biography (傳記)
Reading Skill	Analysing and integrating points
Writing Skills	Present perfect tense Different types of jobs (a) '(A person's name) + is / was the (the person's job) + who (be) famous for...' (b) '(A person's name) + inspires me to + (do something).'

Unit 4 Make Your Own Crafts!

P.49

Text Type	Instructions (操作指南)
Reading Skill	Making references
Writing Skills	Adverbs of sequence 'Use (a tool) to + (do something).' // '(Do something) + with (a tool).'
	Words and phrases related to craft making

P.63

Reading Skill Identifying the sequence of events



(a) 'I had a / an (adjective) day today!' //

(b) 'How (adjective) it was!'

P.77

Reading Skill ▶ Locating specific information



Words about injuries and illnesses

'(A person) + told (a person) to + (do something).'

P.91

Reading Skill Making use of personal experiences and knowledge

(a) 'I want to be + a / an (job) + when I grow up.'

(b) 'A / An (job) + needs to be + (an adjective describing a personality).'



First conditional sentences

P.105

Reading Skill Working out the meanings of unfamiliar words



(b) Connectives: therefore / unless



Antonyms






'How about + (doing something)?' //

'Why don't you / we + (do something)?'




Unit 9 The Best Leisure Activity

P.119

Text Type	Film review (電影評論)
Reading Skill	Understanding one's feelings and attitude
Writing Skills	 '-ed' adjectives & '-ing' adjectives  Film categories  '(Film name) + is a / an (film category) film + about...'




Unit 10 Friends, I Won't Forget You!

P.133

Text Type	Farewell speech (告別演說)
Reading Skill	Analysing and integrating points
Writing Skills	 Gerunds as subjects  Forming nouns from adjectives  (a) 'Thank you for your + (noun).' // 'Thank you for + (verb + '-ing')...' (b) 'I will never forget when + (a past event happened).'

Unit 11 Animal Teachers

P.147

Text Type	Picture composition (看圖作文)
Reading Skill	Predicting the likely development of the topic
Writing Skills	 Personification  Simile  Allegory

Appendix

P.161

Reading Skill Revision	P.161
Sentence Pattern Revision	P.162
Vocabulary Revision	P.164

Answer Key

P.165



Read the invitation card below.

Reading Time 15 mins

Word Count 69 words

Celebrate Halloween with Lily!

Mandy, you're **invited** to a Halloween party!

Date : 31st October, 20XX (Saturday)

Time : 5:00 pm – 9:00 pm

Place: Flat B, 13/F, Block 4, **Joyful** Garden,
8 Tak Yi Street, Sha Tin

Come and join us for a **feast** and games
like **tag**!

RSVP Call Lily's mum (Mrs Chung) at
2111 0000 no later than 24th October

See you at the Halloween party!

Closing

Show that you want to see the
person invited in the activity
表示希望對方出席

Title

Tell what
activity it is
說明活動名稱

Opening

Invite the
person to the
activity
邀請對方出席活動

Details

- Date & time
- Place
- Great things at the party
- RSVP, i.e. asking the person invited to reply (include the contact method)

邀請卡須包括活動日期、時間、地點和回覆方法等細節

1. celebrate (v.) 慶祝
3. invite (v.) 邀請
5. feast (n.) 盛宴

2. Halloween (n.) 萬聖節
4. joyful (adj.) 快樂的
6. tag (n.) 捉人遊戲

Choose the best answers by blackening the circles.

1. What time does the party end?

☐ A. 5:00 pm

☐ B. 7:00 pm

☐ C. 9:00 pm

☐ D. 12:00 am

2. Mandy wants to tell Lily that she is going to join the party. She needs to _____.

☐ A. call Lily on 31st October

☐ B. send Mr Chung an e-mail by 31st October

☐ C. call Mrs Chung by 24th October

☐ D. send Lily an invitation card on 24th October

提提你

Q2: 題目問的是回覆方法，所以應從邀請卡的哪個部分找答案？

Reading 「閱力」提升 Upgraded

Understanding text type features 理解文體特點

Step 1

Read the question carefully. Think about which **text type feature** (文體特點) the question is asking about.

Step 2

Look for the **related feature** (相關的特點) in the text to answer the question.

e.g. When a question asks about where the party is held
→ Look for the answer from the 'Place' section

Reading 必勝攻略 Walkthrough

Let's look at Question 2 on P.23:

step 1

Think about which text type feature the question is asking about.

想想問題問及的是哪個文體特點。

2. Mandy wants to tell Lily that she is going to join the party. She needs to _____.

→ The question is asking about **how to reply**

step 2

Look for the related feature in the text.

在文中留意相關的文體特點。

RSVP

'Call Lily's mum (Mrs Chung) at 2111 0000 no later than 24th October.'

She needs to _____.

C. call Mrs Chung by 24th October

→ **Option C** is correct

提提你

'no later than' 和 'by' 都是「不遲於」的意思。



Now, work on Question 1 on P.23 again using the same method! Can you get the correct answer?



Checkpoint

Read the text below and choose the best answers.

1.

What colour are the clothes?



This is Michael.
Look at his shirt.
This is Hazel.
Look at her skirt.



What colour are the shirt and skirt?
They are yellow with a bear in the middle!

Polly is reading the chant. She needs to read the word ' _____ ' out loud.

☐ A. This

☐ B. Look

☐ C. colour

☐ D. yellow

提醒你

Q1: 歌謠的其中一個特點是會把某些字讀得大聲點。

2.



The Naughty Brother and Sister

Sam and Pam's house is always in a mess!

Written by Jenny Chu
Illustrated by Chris Li



Happy Press

Who is the author of the book?

☐ A. Sam and Pam

☐ B. Chris Li

☐ C. Happy Press

☐ D. Jenny Chu

提醒你

Q2: 'author' 即是寫這本書的作者。

3 Elements of Writing

寫作三要素

Content & Organisation 拆內容，解結構

Title

Celebrate Halloween with Lily!
來與Lily一起慶祝萬聖節!

① Opening

Who to invite?

Mandy
→ A Halloween party

④ Closing

Show that Lily wants to see the person invited in the activity

See you at the Halloween party

② Details

What date?

31st October, 20XX

What time?

5:00 pm – 9:00 pm

Where?

Lily's home

③ Other Details

What are the great things at the party?

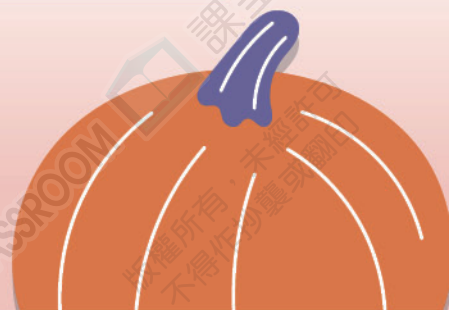
• A feast • Games

How to reply?

Call Mrs Chung
at 2111 0000

提提你

寫邀請卡時，我們可以用特別的字體寫出想突出的資料，也可畫上相關的圖案。



Language Skills 學語句

Invitation Card Profile

○ Tone

informal (隨意的), i.e.
being friendly and polite

○ Tense(s)

the simple present tense

Vocabulary (詞彙)

Learn words for **food, things and games at a party** (派對食物、用品和遊戲).

Sentence patterns (句式)

- Use **'You're invited to + (an activity)!' to ask a person to join an activity.**
- Use **'Come and join us for...'** to talk about great things at the party.
- Use **'See you at the + (activity)!' to show that you want to see the person invited in the activity.**

To power up your writing, skim through the invitation card again to learn the above items!



Celebrate Halloween with Lily!

Mandy, **you're invited to a Halloween party!...**

Come and join us for a feast and games like tag!...

See you at the Halloween party!

(a) **關係代名詞 (relative pronoun)** 用於關係子句 (relative clause)，來為曾經提及過的人物或事物提供更清楚、確切的描述。

• **'who'** 指代人物：

e.g. Chloe is a girl. Chloe sits behind me.
Chloe is the girl **who** sits behind me.

• **'which'** 指代動物或物件：

e.g. Hong Kong is a city. Hong Kong is famous for its food.
Hong Kong is the city **which** is famous for its food.

注意在關係代名詞後的動詞的形式取決於所指代的對象。

e.g. Simon is the kind boy **who** always shares his food with me.

'who' 指代 'the kind boy' → a singular verb

e.g. The Ladies' Market has different stalls **which** sell cheap goods.


'which' 指代 'stalls' (而不是 'The Ladies' Market') → a plural verb

Fun Zone 紛紛鬆一鬆

Mr Ng : Class, what do you know about Washington?

Ann : He was the boy **who** chopped off a cherry tree.

Joey : No! Washington is the place **which** is famous for apple trees...



(b) 介詞 (preposition) 可用於描述人物的外貌、掛飾和衣著。


- 'in' 能用作描述人物的衣著：

e.g. A boy **in** a red polo shirt is studying.

一個穿紅色馬球襯衫的男孩在溫習。

The boy **in** the red polo shirt is studying.

圖中那個穿紅色馬球襯衫的男孩在溫習。



請注意

請根據文章內容用 'a' 或 'the'。當參照圖中可見的物件時，不可數名詞如 'hair' 的前面亦須加 'the'。

- 'with' 能用作描述人物的外貌（例如髮型和五官比例）與掛飾：

e.g. A girl **with** blonde hair and a pink hat is smiling.

一個金髮、戴粉紅色帽子的女孩在微笑。

The girl **with** the blonde hair and the pink hat is smiling.

圖中那個金髮、戴粉紅色帽子的女孩在微笑。



Below are some accessories that can follow either 'in' or 'with':



a cap



a hat



gloves



mittens



a tie

Checkpoint

John is describing a photo of his family. Circle the correct answers.



Hello! Let me introduce my family to you. Dad is the man who is in the grey sweatshirt with the black beard. He works as a train operator who operates trains to different parts of our city. The lady ❶ (in / with) the long curly hair is Mum. She is a housewife ❷ (who / which) ❸ (take / takes) care of us at home. The baby ❹ (in / with) the yellow rompers is my little brother. We live in a small town ❺ (who / which) is far away from London. It is not as busy as London but it is surely a great place ❻ (who / which) you should visit someday!

片語動詞 (phrasal verb) 是以一個動詞 (verb) 加上一個介詞 (preposition) 組成的組合。片語動詞的意思跟原來動詞的意思不同。以下是一些實用的、能在寫故事時使用的片語動詞：

turn down =
to refuse an offer

get into trouble =
to face a problem

set off =
to start a journey

look for =
to find

give up =
to stop trying

get away =
to escape

e.g. Don't climb the tree or you will **get into trouble**.

e.g. Remember not to **give up** easily when you face difficulties.

取分
Checkpoint

Find out the sentences with the correct phrasal verbs and add up the numbers in their boxes. Then fill in the blank with the correct answer.

The thieves tried to get out from the police.

5

My parents and I set off for Grandma's house at 4 pm.

10

Sam got into trouble as he forgot to bring a pen to the exam.

15

Molly turned off the job even though the salary was high.

20

The number is _____.

For Questions 1-4, put the letters in the correct boxes. For Questions 5-7, replace each underlined word with the correct word.

A. Resolution

B. Beginning

C. Climax

D. Development

An Embarrassing Day

1 _____

Last Sunday, I went to Ocean Park with my family. We set 5 up early in the morning.

2 _____

When we entered a souvenir shop, I spotted a lovely blue key chain 6 who was hung on a display hook. It took me a lot of effort to take it out.

3 _____

After I got what I wanted, some key chains dropped and made a loud sound. It was very embarrassing! I tried to get away from the mess at once.

4 _____

A staff member 7 with a blue dress came to me. She saw everything. 'It's alright. Let me tidy up the place,' she said with a smile. I was ashamed that I tried to run away. I won't do that again.

5 _____

6 _____

7 _____



POWER UNLOCKED 通關秘笈

Look at the details in the pictures.

留意圖中的細節。

Describe how the story proceeds and write about a lesson learnt.

描述故事如何發展和主角學會什麼教訓。

Use the suitable relative pronouns, prepositions and phrasal verbs.

正確使用關係代名詞、介詞和片語動詞。

Writing Mission

寫作任務

Write a picture composition about Tom and his selfish neighbour. Fill in the blanks with the help of the given words to complete the draft below.

gave up
sorry

glasses
thoughtful

in
which

knocked on
who

The Selfish Girl Next Door 隔壁的自私女孩



What can you see?

Tom at his home

What was the character doing?

Studying for the test 1. _____ he would sit for next week

What happened next?

Noise → From Tom's neighbour

2. _____ enjoyed playing loud music

How did Tom feel?

Annoyed → Tried to carry on → Finally

3. _____ as he couldn't stay focused



What did Tom see at the neighbour's home?

The girl 4. _____ the yellow dress with the 5. _____ was singing

How did the girl feel?

Joyful → Didn't know she was disturbing others

How was the problem solved?

Tom 6. _____

What did the girl do and learn?

7. _____

?

(What happened next?)

With the help of the draft, complete the first two paragraphs of the picture composition and write the remaining parts of it in the booklet provided.

The Selfish Girl Next Door

1 Introduce the setting of the story.

1 _____

Suddenly, he heard some noise. It 2 _____

Tom felt annoyed. He wanted to pretend that he heard nothing at first, but 3 _____

3 What problem did Tom face?

He looked out of the window and saw the girl's room which was just opposite to his...



Fun Zone 紛紛鬆一鬆



Scan the QR code and find the people and things in the picture.



Appendix

Reading Skill Revision

Unit 1	Identifying the main idea 辨別文章主旨	Watch 
Watch 	Understanding visual clues 理解圖像線索	Unit 2
Unit 3	Analysing and integrating points 分析及整合要點	Watch 
Watch 	Making references 理解參照對象詞	Unit 4
Unit 5	Identifying the sequence of events 釐清事情發生的順序	Watch 
Watch 	Locating specific information 查找特定的資訊	Unit 6
Unit 7	Making use of personal experiences and knowledge 利用個人經驗和知識	Watch 
Watch 	Working out the meanings of unfamiliar words 揣測陌生詞彙的意思	Unit 8
Unit 9	Understanding one's feelings and attitude 理解某人的感受和態度	Watch 
Watch 	Analysing and integrating points 分析及整合要點	Unit 10
Unit 11	Predicting the likely development of the topic 推測文章發展	Watch 

Sentence Pattern Revision

Unit 1 P.17

should / should not + (do something)

- e.g. We should not make the place dirty.
e.g. We should clean the place regularly.

Unit 3 P.45

(A person's name) + is / was the (the person's job) + who (be) famous for + (what he / she is best known for).

- e.g. Sir Charles Kao was the physicist who is famous for inventing fibre optics.

Unit 3 P.45

(A person's name) + inspires me to + (do something).

- e.g. Sir Charles Kao inspires me to work hard and stay creative all the time.

Unit 4 P.57

- Use (a tool) to + (do something).
- (Do something) + with (a tool).

- e.g. Use glue to stick some glitter on the paper.
e.g. Stick some glitter on the paper with glue.

Unit 5 P.72

- I had a / an + (adjective) day + today!
- What a / an + (adjective) day!

- e.g. I had a terrible day today! Someone stole my phone!
e.g. What a terrible day! I lost my phone on the way to school!

Unit 5 P.73

How + (adjective) + it was!

- e.g. My friends arranged a surprise party for my birthday. How unforgettable it was!

Unit 6 P.87

(A person) + told (a person) to + (do something).

- e.g. The doctor told Annie to drink more water. (a piece of advice)
e.g. Mr Chu told me to put some coins into the glass of water. (an order)

Vocabulary Revision

Phrasal Verb

back up

Unit 10 P.134

carry out

Unit 8 P.106

come across

Unit 1 P.8

come along

Unit 11 P.149

drop out

Unit 3 P.36

give back

Unit 3 P.36

move on

Unit 10 P.134

soak...up

Unit 4 P.50

turn down

Unit 2 P.31

watch out

Unit 2 P.23

Noun

achievement

Unit 3 P.36

check-up

Unit 6 P.78

personality

Unit 7 P.91

procedure

Unit 4 P.54

teamwork

Unit 10 P.134

threat

Unit 8 P.106

weapon

Unit 5 P.71

Idiom

a load off my mind

Unit 6 P.78

a piece of cake

Unit 4 P.50

actions speak louder than words

Unit 7 P.92

bury the hatchet

Unit 1 P.8

get rid of

Unit 5 P.64

live up to the hype

Unit 9 P.120

make my blood run cold

Unit 5 P.64

Adjective

ambitious

Unit 3 P.37

cooperative

Unit 10 P.134

cunning

Unit 11 P.148

hilarious

Unit 9 P.121

innovative

Unit 9 P.120

medicinal

Unit 6 P.78

relieved

Unit 2 P.23

respectful

Unit 1 P.8

suspicious

Unit 5 P.71

thoughtful

Unit 2 P.33




CLASSROOM Centre

A member of CLASSROOM Publications Group



READING & WRITING Booster

My Writing Booklet



- ▶ A variety of writing missions
- ▶ Sample writing easily accessible via QR codes

Book

3

Primary 5-6

Unit 7 Descriptive writing

Review the **questionnaire** on P.103 of the book!



My Dream Job 我的理想職業

1. What do you want to be when you grow up?
2. What will you do in this job?
3. What qualities do you think the job requires?
4. Why do you need to have these qualities?
5. What will you do to prepare yourself for the job?

Draw a picture of your dream job





Read P.103-104 of the book and continue with the **descriptive writing!**



A

needs to be

